volue

Insight

Stay ahead of the curve, now and in the future

Anamaria Toebe, Head of Short-Term Analysis

Disclaimer

This presentation has been produced by Volue ASA (the "Company" or "Volue") exclusively for information purposes. This presentation is confidential and may not be reproduced or redistributed, in whole or in part, or disclosed by any recipient, to any other person. To the best of the knowledge of the Company and its board of directors, the information contained in this presentation is in all material respect in accordance with the facts as of the date hereof and contains no material omissions likely to affect its import.

This presentation contains certain forward-looking statements relating to the business, financial performance and results of the Company and its subsidiaries and/or the industry in which the Company operates. Forward-looking statements concern future circumstances and results and other statements that are not historical facts, sometimes identified by the words "believes", "expects", "predicts", "intends", "projects", "plans", "estimates", "aims", "foresees", "anticipates", "targets", and similar expressions. The forward-looking statements contained in this presentation, including assumptions, opinions and views of the Company or cited from third party sources are solely opinions and forecasts which are subject to risks, uncertainties and other factors that may cause actual events to differ materially from any anticipated development. Neither the Company nor any of its subsidiaries or any such person's officers or employees provides any assurance that the assumptions underlying such forward-looking statements are free from errors nor does any of them accept any responsibility for the future accuracy of the opinions expressed in this presentation or the actual occurrence of the forecasted developments. The Company assumes no obligation, except as required by law, to update any forward-looking statements or to conform these forward-looking statements to any actual results.

An investment in the Company involves risk, and several factors could cause the actual results, performance or achievements of the Company to be materially different from any future results, performance or achievements that may be expressed or implied by statements and information in this presentation, including, among others, risks or uncertainties associated with the Company's business, segments, development, growth management, market acceptance and relations with customers, and, more generally, general economic and business conditions, changes in domestic and foreign laws and regulations, taxes, changes in competition and pricing environments, fluctuations in currency exchange rates and interest rates and other factors.

Should one or more of these risks or uncertainties materialise, or should underlying assumptions prove incorrect, actual results may vary materially from those described in this presentation.

The information in this presentation speaks as of the date hereof. The Company does not intend, and does not assume any obligation, to update or correct the information included in this presentation. No representation or warranty (express or implied) is made as to, and no reliance should be placed on, any information, including projections, estimates, targets and opinions, contained herein, and no liability whatsoever is accepted as to any errors, omissions or misstatements contained herein, and, accordingly, neither the Company nor any of its subsidiaries or any such person's officers or employees accepts any liability whatsoever arising directly or indirectly from the use of this document. By attending or receiving this presentation you acknowledge that you will be solely responsible for your own assessment of the market and the market position of the Company and that you will conduct your own analysis and be solely responsible for forming your own view of the potential future performance of the Company's business.

The contents of this presentation shall not be construed as legal, business or tax advice, and the furnishing of this presentation should not be considered as the giving of investment advice by the Company or any of its directors, officers, agents, employees or advisers. Prospective investors should consult its own legal, business or tax advisor as to legal, business or tax advice.

This presentation has been prepared for information purposes only, and does not constitute or form part of, and should not be construed as, any offer, invitation or recommendation to purchase, sell or subscribe for any securities in any jurisdiction and neither the issue of the information nor anything contained herein shall form the basis of or be relied upon in connection with, or act as an inducement to enter into, any investment activity.

This presentation is subject to Norwegian law and any dispute arising in respect of this presentation is subject to the exclusive jurisdiction of Norwegian courts with Oslo district court as legal venue.

volue

Data and analysis to make profitable decisions in the complex energy markets

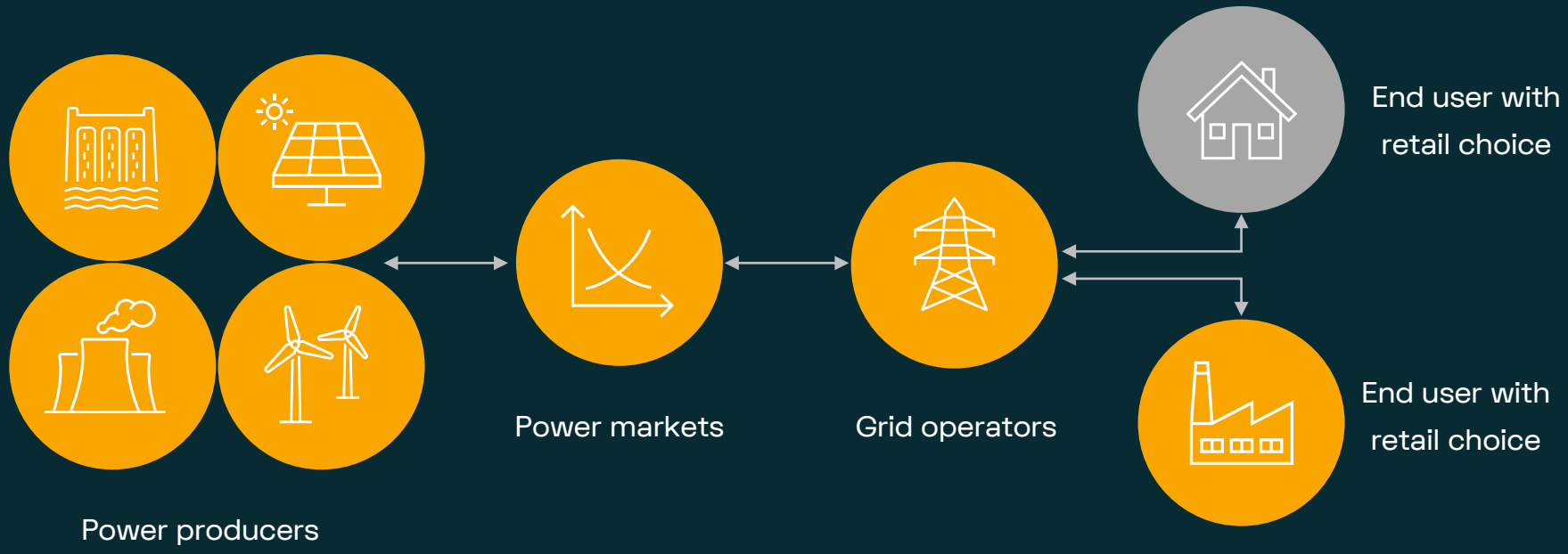

Gas price rally

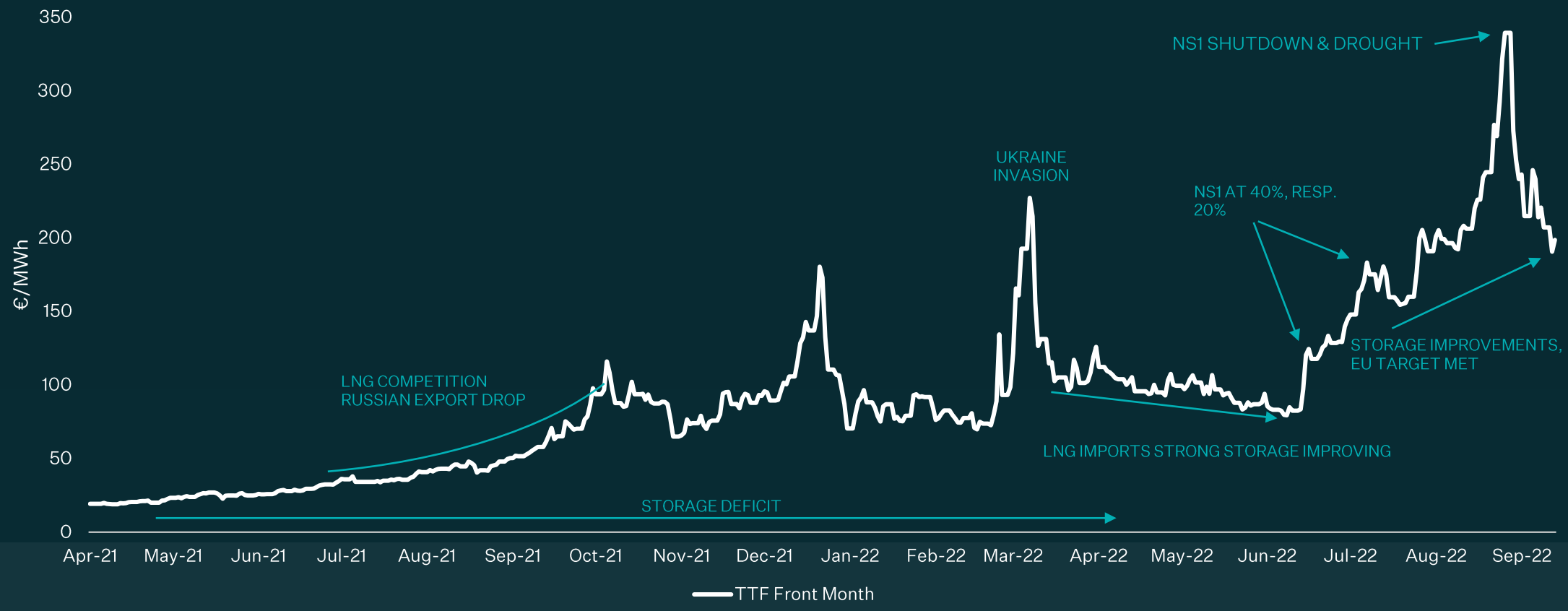

Source: ICE, Volue Insight

Historical and future power prices

Historical power prices (monthly average)

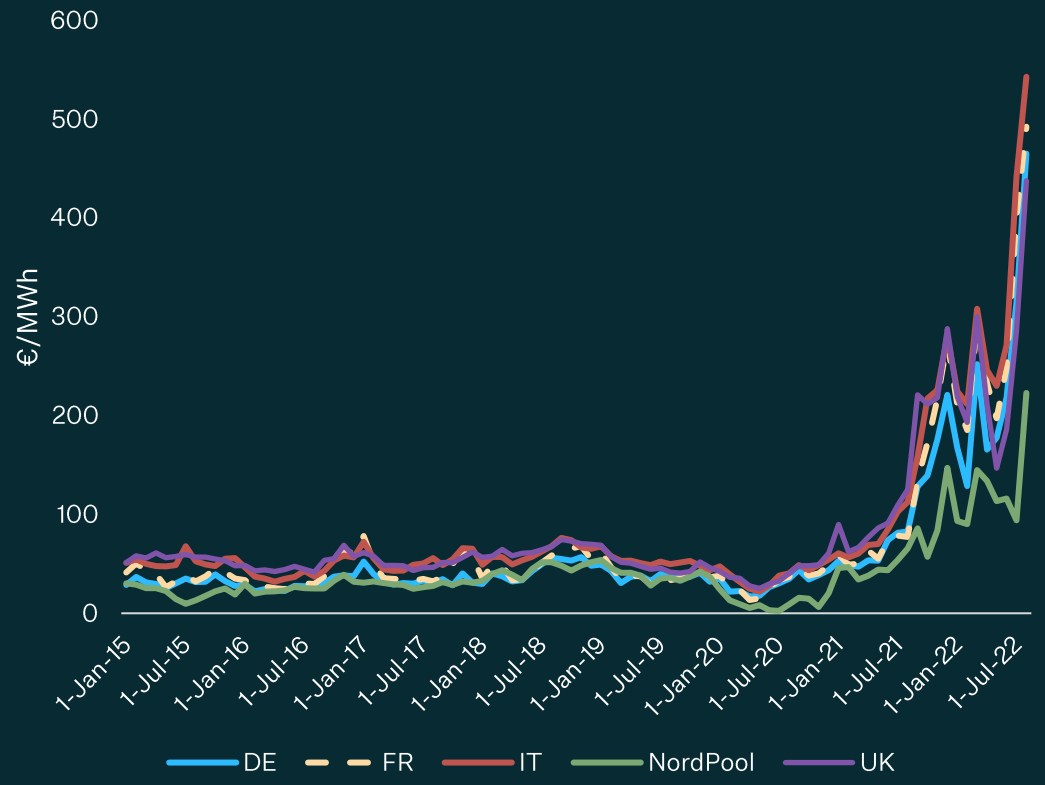

Forward prices Cal23

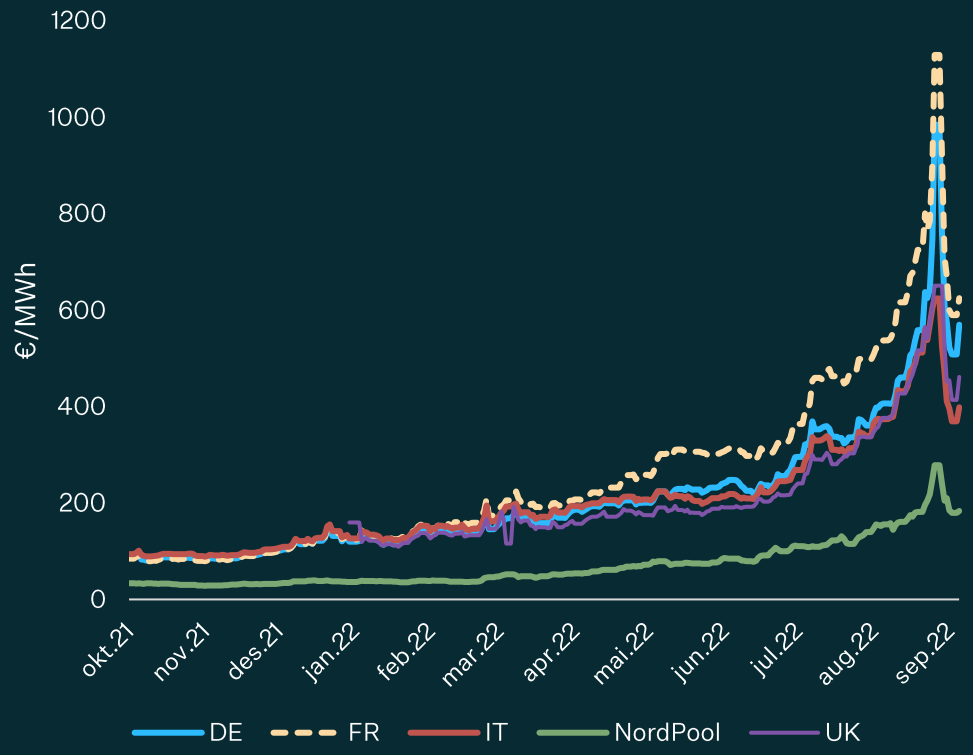

volue

To reduce risk and increase profit, Volue provides:

A pan European service providing up-to-date price and fundamental data forecasts for all time horizons.

Unrivaled analysis and research provided by in-house market experts delivered through an intuitive web-interface.

Easy-access data through best-in-class data API and offers all relevant curves to support and facilitate all daily operations.

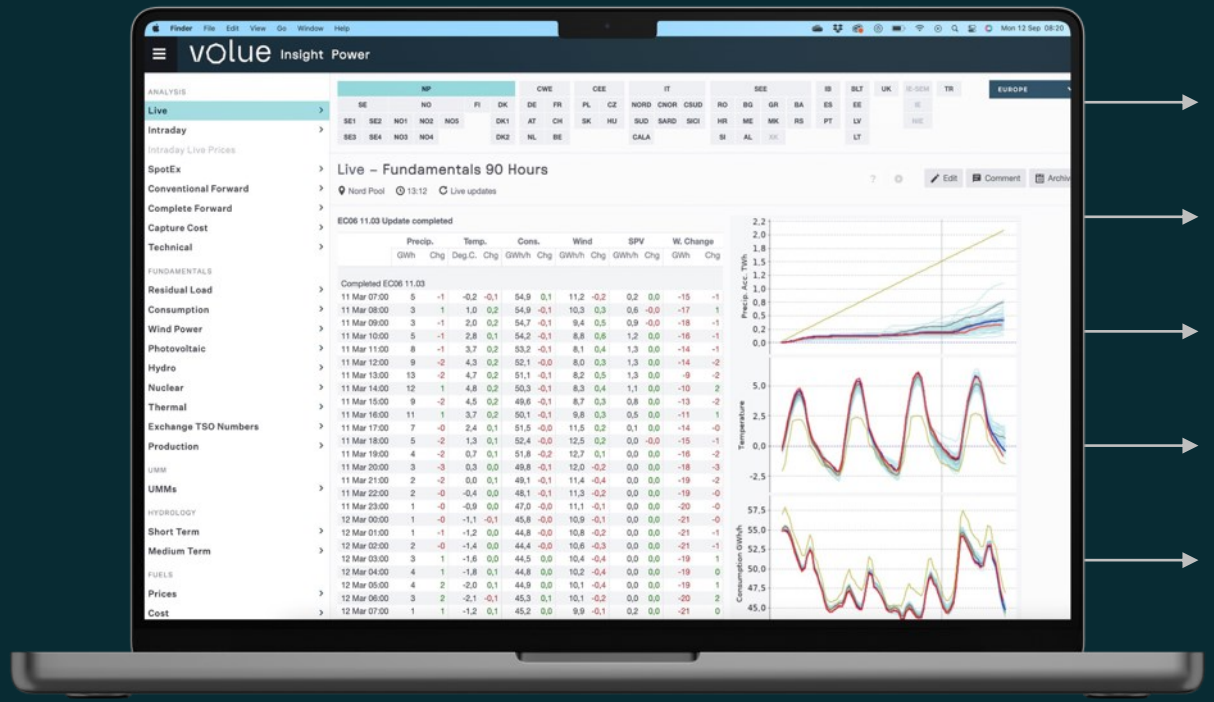

- Balancing market
- Intraday market
- Day ahead market
- Derivatives market
- Investment

Platform APIs accessed
~50 million
Times every day

Used by more than
5000
Power professionals

Over
450
Subscribing companies

95% recurring revenues
15%
Annual revenue increase

volue

Products

	Short term	Medium term	Long term
Offerings	Imbalance	Forward	LTP Reports
	Intraday	Fuel scenarios	PPA and capture costs
	Spot	Technical analysis	Fuels and weather scenarios
	Fundamentals, Hydrology, UMMs Fuels: Coal, Gas, CO2		
Areas	Europe, Japan*		

* Short-Term Products since 2022

Over 25 years market experience

Data access

Various access tools:

- Insight platform
- API with built-in visualisation tool
  - Python
  - Excel Plug-In

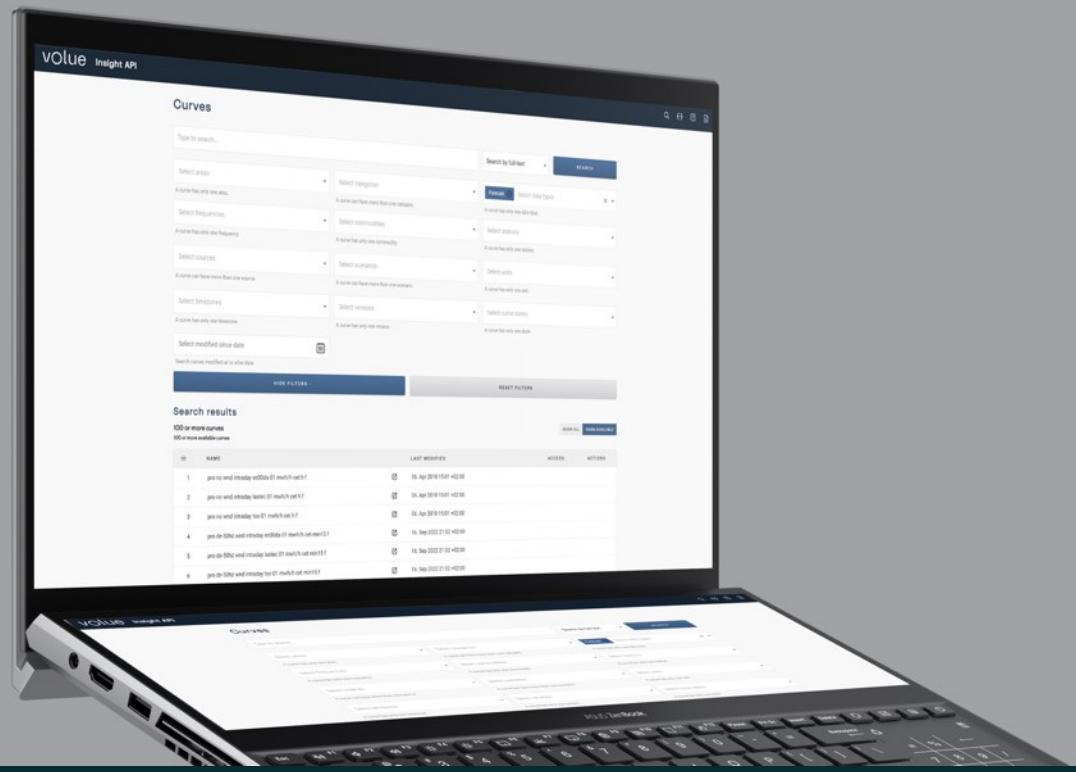

01 Easy to access

02 Timely

03 Automatically updated 24/7

volue
Japan market expansion

Japan market

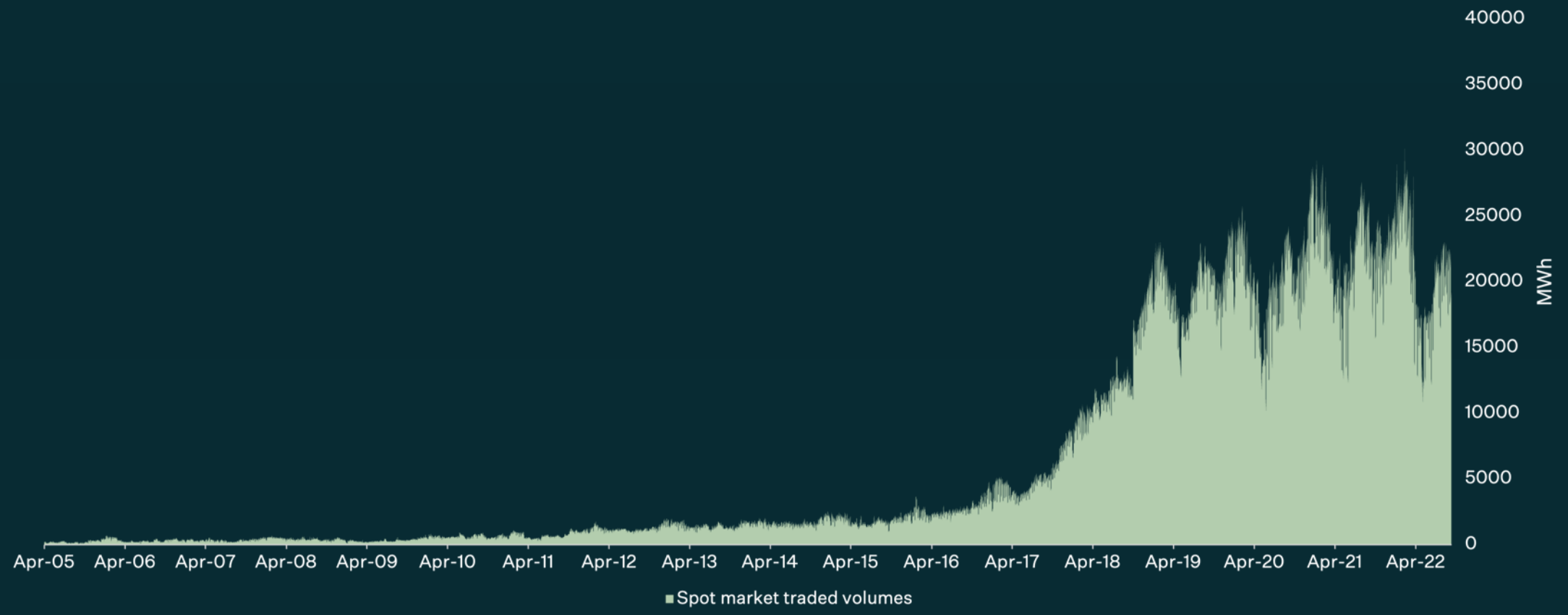

Source: JEPX, Volue Insight

volue

Energy policy and market transition in Japan

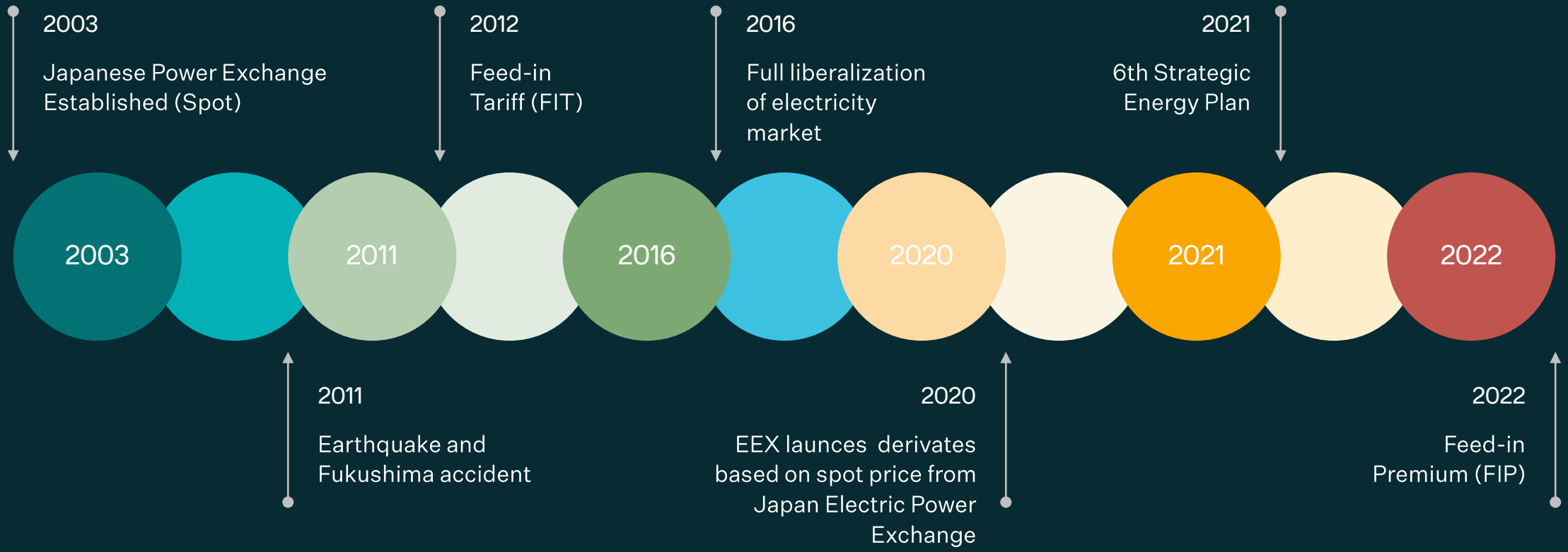

volue

Japan energy mix 2021 vs. 2030

Production 2021: 864TWh

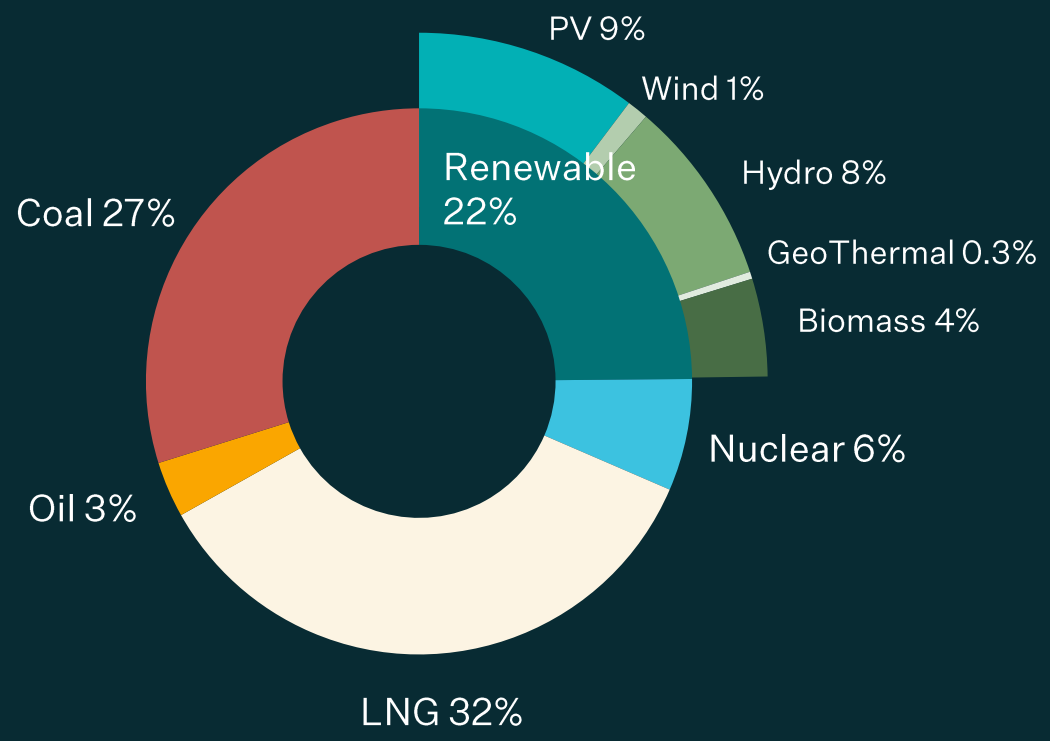

Production 2030: 934TWh

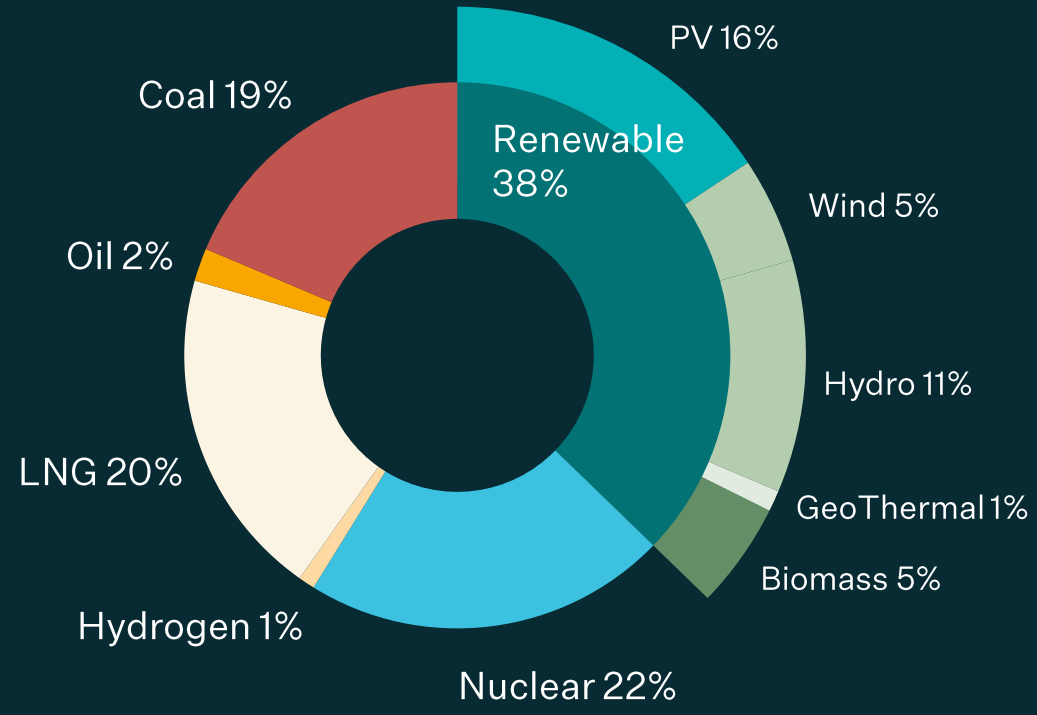

Volue offerings for Japan

volue

Current offerings

- Consumption
- Wind and solar power
- Weather indexes
- Power plant availability and operational status
- Power spot & derivatives and LNG

Upcoming

- Short term price forecast (2022)
- Individual power plant availability (2022)
- Mid- and long-term price forecasts (2023-2024)

We are TRUSTWORTHY EXPLORERS working TOGETHER for a SUSTAINABLE tomorrow

volue

Key messages

Global presence readiness
One-stop shop for actual and forecasted data in the European energy markets and beyond.

Easy access for new and existing customers
Extract/access/integrate data in numerous ways, easily, consistently and timely.

Quality recognition from the market
Preferred partner in Europe, with wide range of products for customer decision support.

Flexible and scalable solution
Scalable for new areas. Customized packages fitted to user needs.

volue